



Histone H3 (Mono Methyl Lys5) Polyclonal Antibody


Catalog_no :	AH0003
Applications :	WB,IHC-p,ELISA
Reactivity :	Human,Mouse,Rat
Category :	抗原抗体
Size :	100µg/50µg/20µg
Gene_name :	HIST1H3A/HIST1H3/HIST1H3C/HIST1H3D/HIST1H3E/HIST1H3F/HIST1H3G/HIST1H3H/HIST1H3I/HIST1H3J/HIST2H3A/HIST2H3C/HIST2H3D/H3F3A/H3F3B/H3F3C
Protein_name :	Histone H3.1/Histone H3.2/Histone H3.3/Histone H3.3C
Humangene_id :	8350/8351/8352/8353/8354/8355/8356/8357/8358/8968/126961/333932/653604/3020/3021/440093
Humanswissprot_no :	P68431/Q71DI3/P84243/Q6NXT2
Mousegene_id :	319152/15077/15078/625328
Ratgene_id :	291159/100361558
Ratswissprot_no :	Q6LED0/P84245
Immunogen :	Synthesized peptide derived from human Histone H3 around the mono-methylation site of K5.
Specificity :	Mono-Methyl-Histone H3 (K5) Polyclonal Antibody detects endogenous levels of Histone H3 protein only when mono-methylated at K5.
Formulation :	Liquid in PBS containing 50% glycerol, 0.5% BSA and 0.02% sodium azide.
Source :	Rabbit
Dilution :	Western Blot: 1/500 - 1/2000. IHC-p: 1:100-300 ELISA: 1/20000. Not yet tested in other applications.
Purification :	The antibody was affinity-purified from rabbit antiserum by affinity-chromatography using epitope-specific immunogen.
Concentration :	1 mg/ml
Storage_stability :	-20°C/1 year
Msds :	MSDS_Antibody.pdf



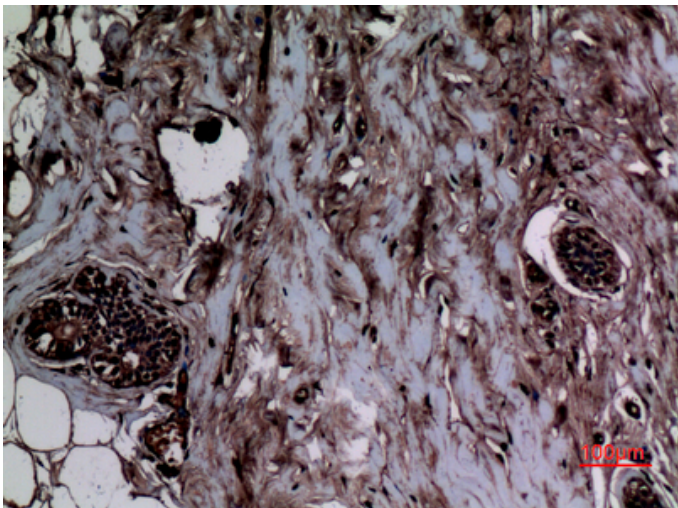
Other_name : HIST1H3A; H3FA; HIST1H3B; H3FL; HIST1H3C; H3FC; HIST1H3D; H3FB; HIST1H3E; H3FD; HIST1H3F; H3FI; HIST1H3G; H3FH; HIST1H3H; H3FK; HIST1H3I; H3FF; HIST1H3J; H3FJ; Histone H3.1; Histone H3.1; Histone H3.2; Histone H3/m; Histone H3/o; H3F3A; H3.3A; H3F3; PP781; H3F3B; H3.3B; Histone H3.3; H3F3C; Histone H3.3C; Histone H3.5

Molecular Weight : 17KD

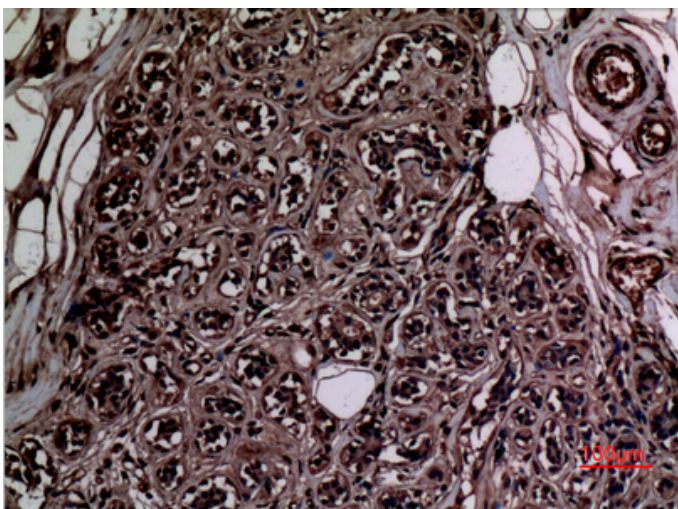
Product Images



Western Blot analysis of MCF-7 cells using Mono-Methyl-Histone H3 (K5) Polyclonal Antibody.. Secondary antibody was diluted at 1:20000



Immunohistochemical analysis of paraffin-embedded human-breast, antibody was diluted at 1:100



Immunohistochemical analysis of paraffin-embedded human-breast, antibody was diluted at 1:100