

## Vimentin Monoclonal Antibody(1A7)

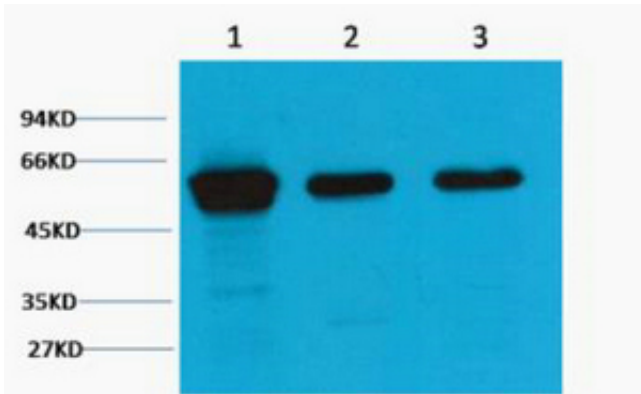
Catalog_no :	AM3158
Applications :	WB
Reactivity :	Human,Mouse,Rat
Category :	抗原抗体
Size :	100µg/50µg
Gene_name :	VIM
Protein_name :	Vimentin
Humangene_id :	<a href="#">7431</a>
Humanswissprot_no :	<a href="#">P08670</a>
Mousegene_id :	<a href="#">22352</a>
Mouseswissprot_no :	<a href="#">P20152</a>
Ratgene_id :	<a href="#">81818</a>
Ratswissprot_no :	<a href="#">P31000</a>
Immunogen :	Recombinant Protein of Vimentin
Specificity :	The antibody detects endogenous Vimentin protein.
Formulation :	PBS, pH 7.4, containing 0.02% sodium azide as Preservative and 50% Glycerol.
Source :	Mouse
Dilution :	WB: 1:1000-3000
Purification :	The antibody was affinity-purified from mouse ascites by affinity-chromatography using specific immunogen.
Storage_stability :	-20°C/1 year
Msds :	<a href="#">MSDS_Antibody.pdf</a>
Other_name :	VIM; Vimentin
Molecular	50-57KD



Weight :

---

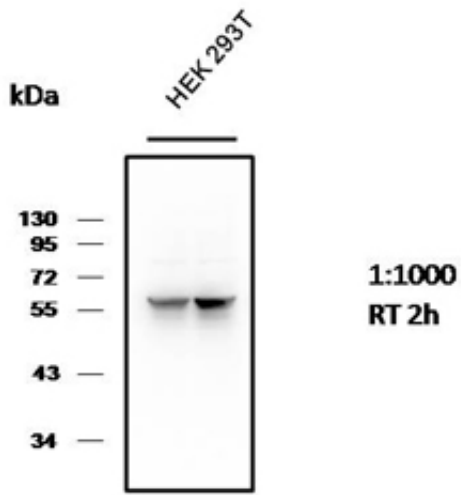
Product Images



Western blot analysis of 1) HeLa, 2) Mouse Brain Tissue, 3) Rat Brain tissue, diluted at 1:2000.

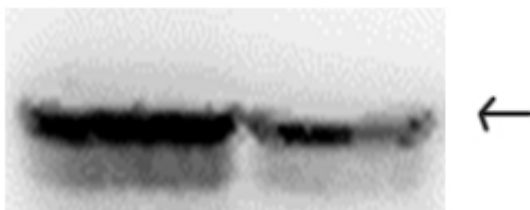
Vimentin

Western blot analysis of 293T cell with Mouse mAb diluted at 1:1000



sk-hep-1

The picture was kindly provided by our customer





**专注二抗产品**

Biodragon旗下品牌

---