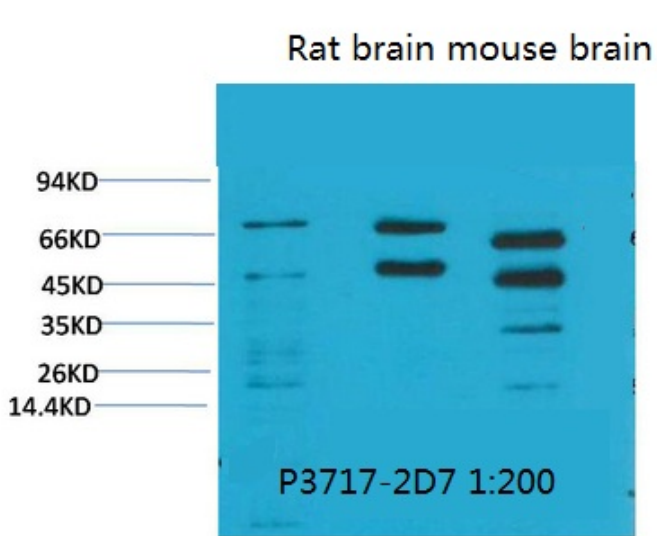




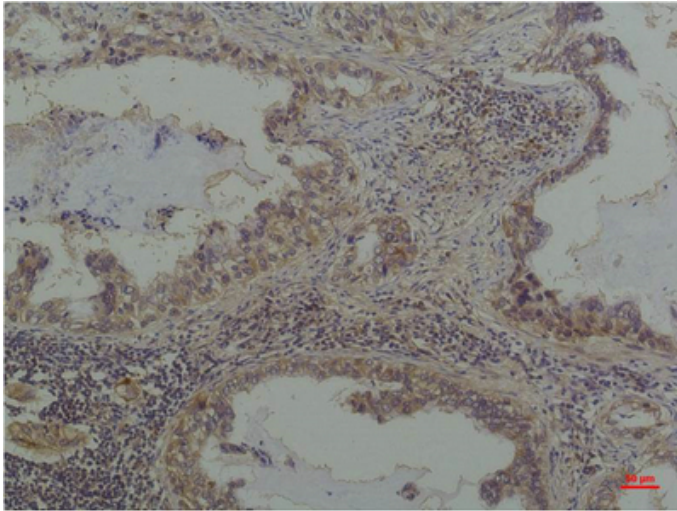
Phosphoserine Monoclonal Antibody(5B12)

Catalog_no :	AM3440
Applications :	WB,IHC-p
Reactivity :	All
Category :	抗原抗体
Size :	100µg/50µg
Immunogen :	Purified Protein
Specificity :	The antibody detects endogenous Phosphoserine protein.
Formulation :	PBS, pH 7.4, containing 0.02% sodium azide as Preservative and 50% Glycerol.
Source :	Mouse
Dilution :	Western Blot: 1/500 - 1/2000. Immunohistochemistry: 1/100 - 1/300. ELISA: 1/40000. Not yet tested in other applications.
Purification :	The antibody was affinity-purified from mouse ascites by affinity-chromatography using epitope-specific immunogen.
Storage_stability :	-20°C/1 year
Msds :	MSDS_Antibody.pdf

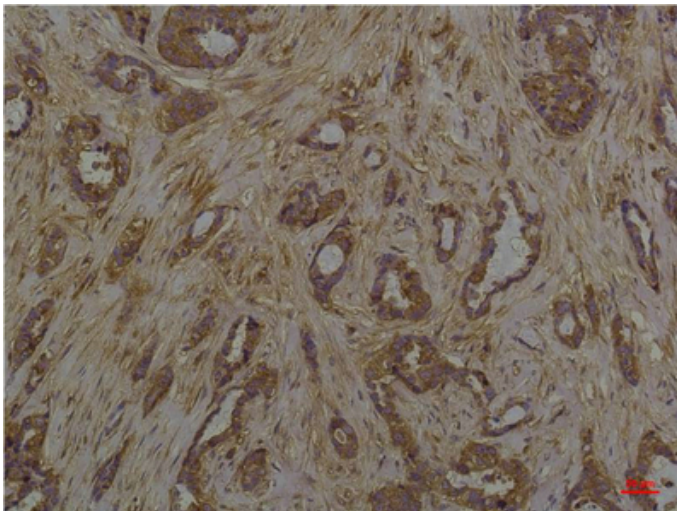
Product Images



Western blot analysis of 1) Hela, 2) Rat Brain Tissue, 3) Mouse Brain Tissue with Phosphoserine Mouse mAb diluted at 1:2,000.



Immunohistochemical analysis of paraffin-embedded Human Lung Carcinoma using Phosphoserine Mouse mAb diluted at 1:200.



Immunohistochemical analysis of paraffin-embedded Human Breast Carcinoma using Phosphoserine Mouse mAb diluted at 1:200.