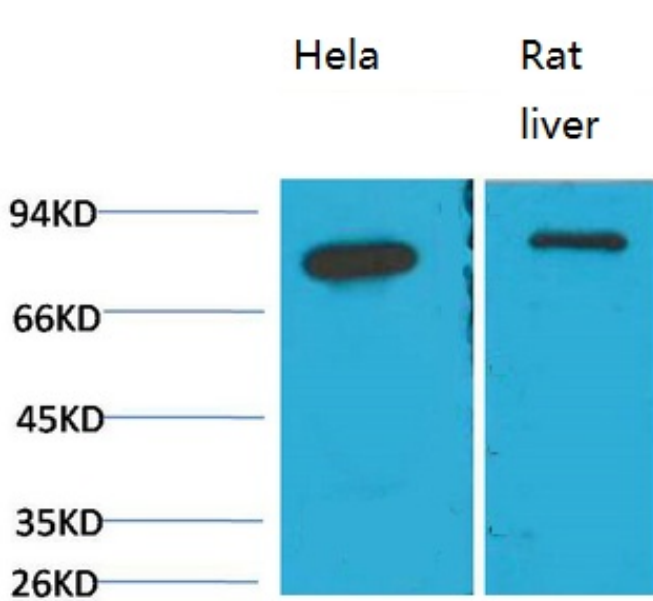




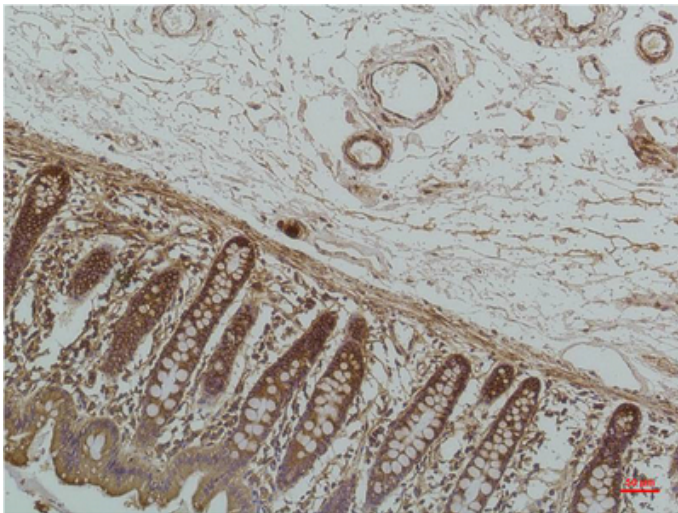
GRP78/Bip Monoclonal Antibody(8G3)

Catalog_no :	AM3508
Applications :	WB,IHC-p
Reactivity :	Human,Rat
Category :	抗原抗体
Size :	100µg/50µg
Gene_name :	HSPA5
Protein_name :	78 kDa glucose-regulated protein (GRP-78) (Endoplasmic reticulum luminal Ca(2+)-binding protein grp78) (Heat shock 70 kDa protein 5) (Immunoglobulin heavy chain-binding protein) (BiP)
Humangene_id :	3309
Humanswissprot_no :	P11021
Immunogen :	Synthetic Peptide of GRP78/Bip
Specificity :	GRP78/Bip protein detects endogenous levels of GRP78/Bip
Formulation :	Liquid in PBS containing 50% glycerol, 0.5% BSA and 0.02% sodium azide.
Source :	Mouse
Dilution :	WB 1:1000-2000, IHC 1:100-200
Purification :	The antibody was affinity-purified from mouse ascites by affinity-chromatography using specific immunogen.
Concentration :	1 mg/ml
Storage_stability :	-20°C/1 year
Other_name :	HSPA5; GRP78; 78 kDa glucose-regulated protein; GRP-78; Endoplasmic reticulum luminal Ca(2+)-binding protein grp78; Heat shock 70 kDa protein 5; Immunoglobulin heavy chain-binding protein; BiP
Molecular Weight :	78KD

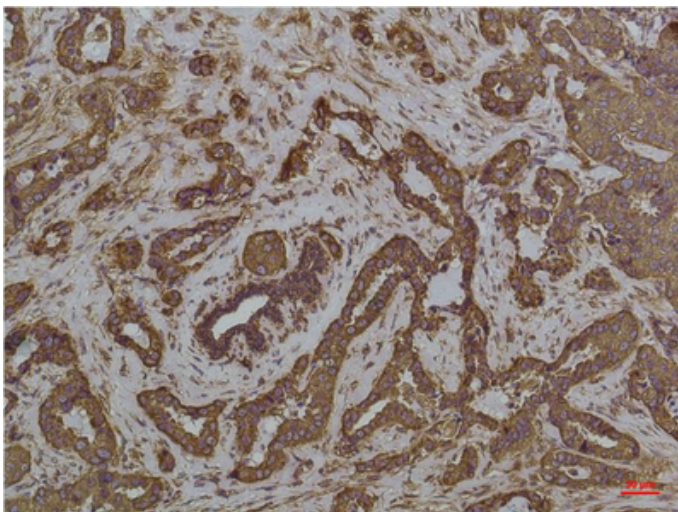
Product Images



Western blot analysis of 1)Hela, 2) Rat LiverTissue with GRP78/Bip Mouse mAb diluted at 1:2,000.



Immunohistochemical analysis of paraffin-embedded Human Colon Carcinoma using GRP78/BipMouse mAb diluted at 1:200.



Immunohistochemical analysis of paraffin-embedded Human Breast Carcinoma using GRP78/BipMouse mAb diluted at 1:200.