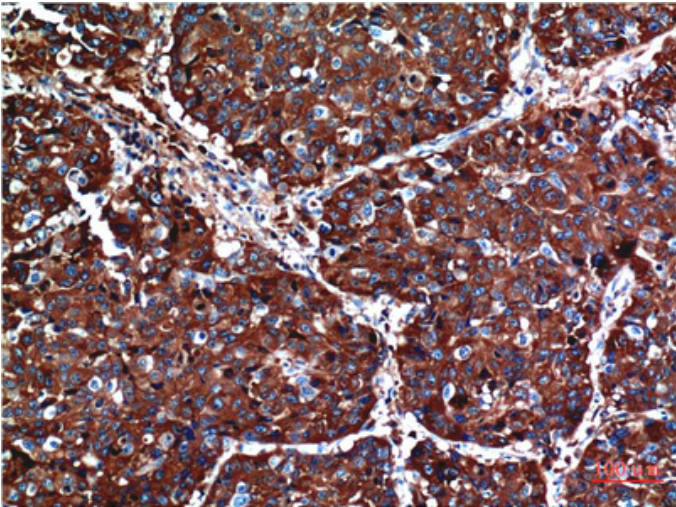


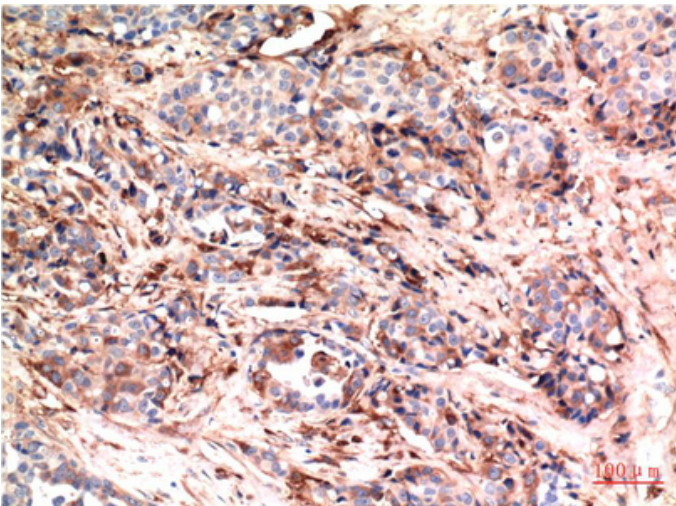
AKT mouse Monoclonal Antibody(1H2)

Catalog_no :	AM3622
Applications :	WB,IHC-p
Reactivity :	Human
Category :	抗原抗体
Size :	100µg/50µg
Gene_name :	AKT1
Protein_name :	AKT1
Humangene_id :	207
Humanswissprot_no :	P31749
Immunogen :	Synthetic Peptide of AKT at AA range of 400-480
Specificity :	AKT protein detects endogenous levels of AKT1
Formulation :	Liquid in PBS containing 50% glycerol, 0.5% BSA and 0.02% sodium azide.
Source :	Mouse
Dilution :	WB 1:1000-2000, IHC 1:100-200
Purification :	The antibody was affinity-purified from mouse ascites by affinity-chromatography using specific immunogen.
Concentration :	1 mg/ml
Storage_stability :	-20°C/1 year
Msds :	MSDS_Antibody.pdf
Other_name :	AKT1
Molecular Weight :	60KD


Product Images



Immunohistochemical analysis of paraffin-embedded Human Lung Carcinoma Tissue using Akt Mouse mAb diluted at 1:200.



Immunohistochemical analysis of paraffin-embedded Human Breast Carcinoma Tissue using Akt Mouse mAb diluted at 1:200.



Western blot analysis of PC3 Cell Lysate using Akt Mouse mAb diluted at 1:1000.