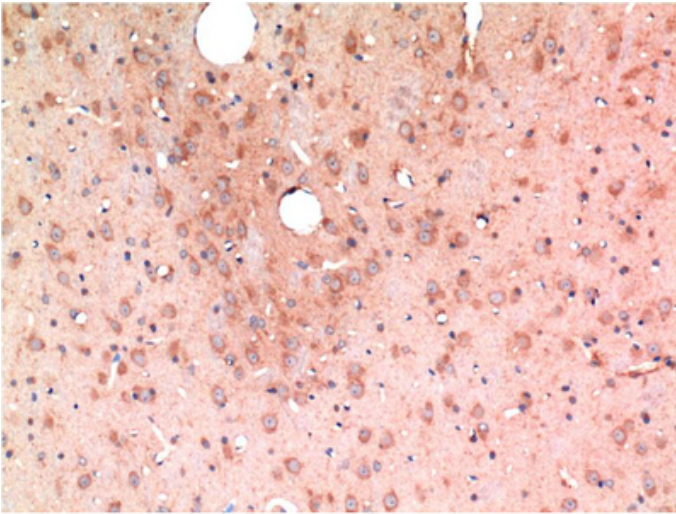


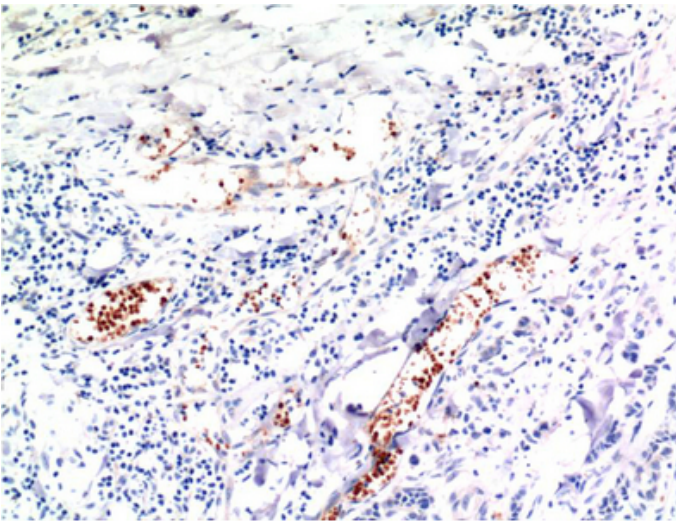
TGFβ1 mouse Monoclonal Antibody(10E5)

Catalog_no :	AM3627
Applications :	IHC-p
Reactivity :	Human,Rat,Mouse
Category :	抗原抗体
Size :	100μg/50μg
Gene_name :	TGFB1
Protein_name :	TGFB1
Humangene_id :	7040
Humanswissprot_no :	P01137
Immunogen :	Synthetic Peptide of TGFβ1 at AA range of 310-390
Specificity :	TGFβ1 protein detects endogenous levels of TGFB1
Formulation :	Liquid in PBS containing 50% glycerol, 0.5% BSA and 0.02% sodium azide.
Source :	Mouse
Dilution :	IHC 1:100-200
Purification :	The antibody was affinity-purified from mouse ascites by affinity-chromatography using specific immunogen.
Concentration :	1 mg/ml
Storage_stability :	-20°C/1 year
Msds :	MSDS_Antibody.pdf
Other_name :	TGFB1
Molecular Weight :	12KD,25KD,45-65KD

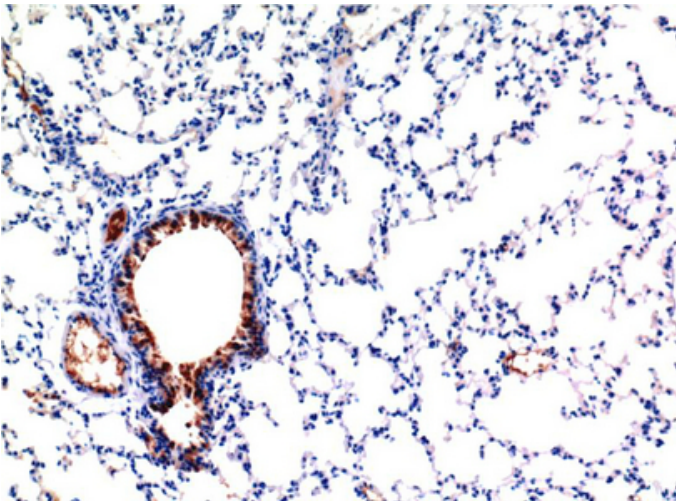
Product Images



Immunohistochemical analysis of paraffin-embedded Rat Brain Tissue using TGFβ1 Mouse mAb diluted at 1:200.



Immunohistochemical analysis of paraffin-embedded Human Breast Carcinoma Tissue using TGFβ1 Mouse mAb diluted at 1:200.



Immunohistochemical analysis of paraffin-embedded Mouse Lung Tissue using TGFβ1 Mouse mAb diluted at 1:200.