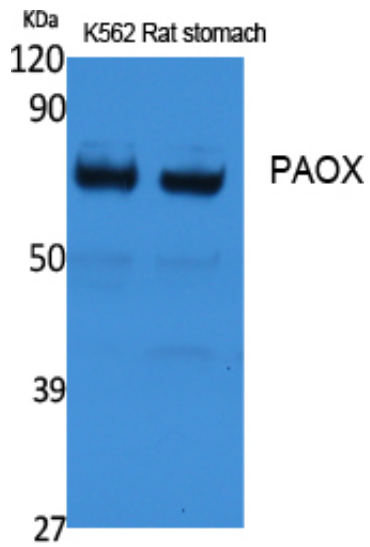




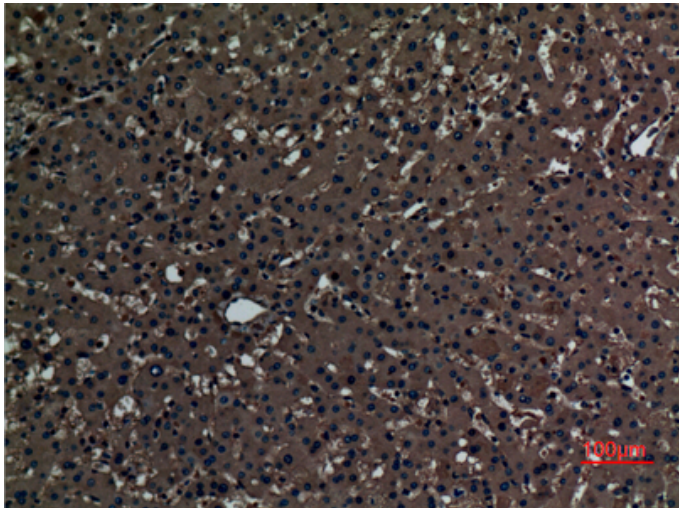
PAOX Polyclonal Antibody

Catalog_no :	AT5098
Applications :	WB,IHC-p,ELISA
Reactivity :	Human
Category :	抗原抗体
Size :	100µg/50µg/20µg
Gene_name :	PAOX
Protein_name :	Peroxisomal N(1)-acetyl-spermine/spermidine oxidase
Humangene_id :	196743
Humanswissprot_no :	Q6QHF9
Immunogen :	Synthesized peptide derived from PAOX . at AA range: 260-340
Specificity :	PAOX Polyclonal Antibody detects endogenous levels of PAOX protein.
Formulation :	Liquid in PBS containing 50% glycerol, 0.5% BSA and 0.02% sodium azide.
Source :	Rabbit
Dilution :	Western Blot: 1/500 - 1/2000. IHC-p: 1:100-300 ELISA: 1/40000. Not yet tested in other applications.
Purification :	The antibody was affinity-purified from rabbit antiserum by affinity-chromatography using epitope-specific immunogen.
Concentration :	1 mg/ml
Storage_stability :	-20°C/1 year
Msds :	MSDS_Antibody.pdf
Other_name :	PAOX; PAO; Peroxisomal N(1)-acetyl-spermine/spermidine oxidase; Polyamine oxidase
Molecular Weight :	70KD

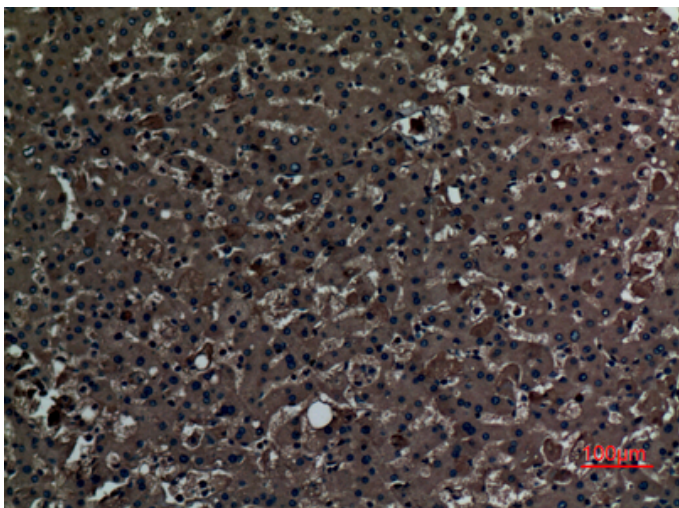
Product Images



Western Blot analysis of extracts from rat stomach, K562 cells, using PAOX Polyclonal Antibody.. Secondary antibody was diluted at 1:20000



Immunohistochemical analysis of paraffin-embedded human-liver, antibody was diluted at 1:100



Immunohistochemical analysis of paraffin-embedded human-liver, antibody was diluted at 1:100