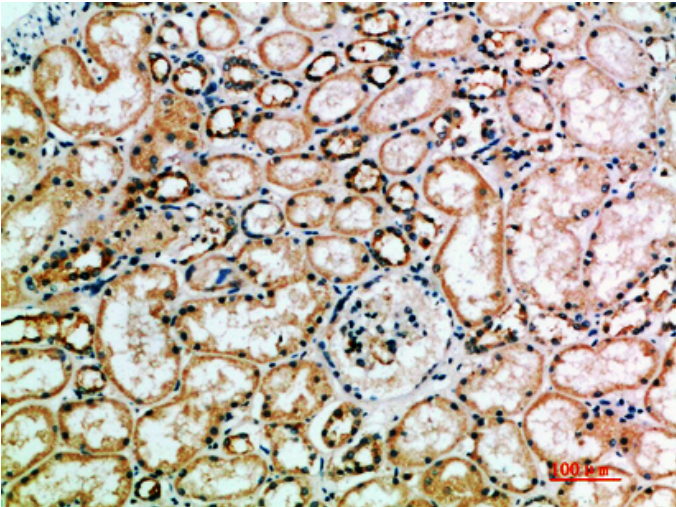


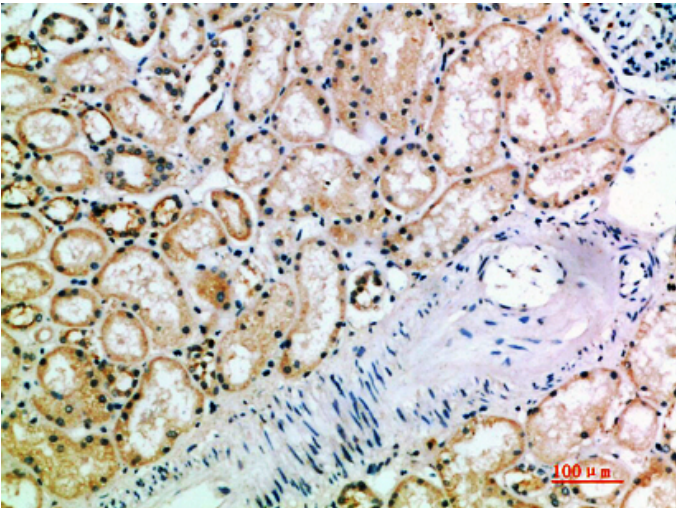
## CD158k Polyclonal Antibody

Catalog_no :	AT5935
Applications :	IHC-p,ELISA
Reactivity :	Human
Category :	抗原抗体
Size :	100µg/50µg/20µg
Gene_name :	KIR3DL2 CD158K NKAT4
Protein_name :	Killer cell immunoglobulin-like receptor 3DL2 (CD158 antigen-like family member K) (MHC class I NK cell receptor) (Natural killer-associated transcript 4) (NKAT-4) (p70 natural killer cell receptor clone CL-5) (p70 NK receptor CL-5) (CD antigen CD158
Humangene_id :	<a href="#">3812</a>
Humanswissprot_no :	<a href="#">P43630</a>
Immunogen :	Synthetic peptide from human protein at AA range: 221-270
Specificity :	The antibody detects endogenous CD158k
Formulation :	Liquid in PBS containing 50% glycerol, 0.5% BSA and 0.02% sodium azide.
Source :	Rabbit
Dilution :	IHC-p 1:50-200, ELISA 1:10000-20000
Purification :	The antibody was affinity-purified from rabbit antiserum by affinity-chromatography using epitope-specific immunogen.
Concentration :	1 mg/ml
Storage_stability :	-20°C/1 year
Msds :	MSDS_Antibody.pdf
Other_name :	Killer cell immunoglobulin-like receptor 3DL2 (CD158 antigen-like family member K) (MHC class I NK cell receptor) (Natural killer-associated transcript 4) (NKAT-4) (p70 natural killer cell receptor clone CL-5) (p70 NK receptor CL-5) (CD antigen CD158k)

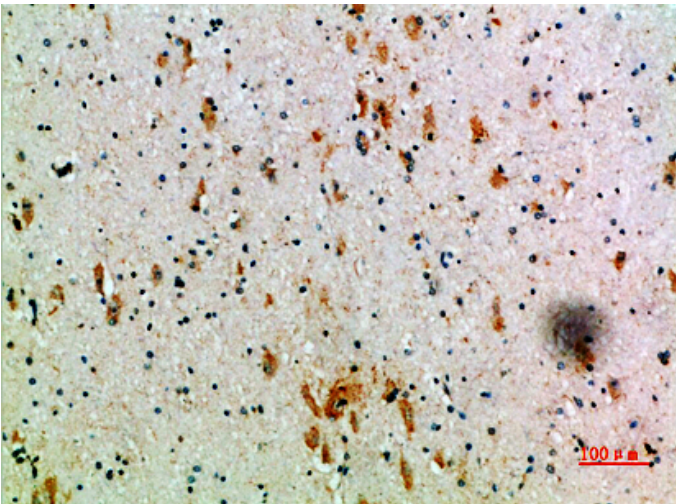
## Product Images



Immunohistochemical analysis of paraffin-embedded human-kidney, antibody was diluted at 1:200



Immunohistochemical analysis of paraffin-embedded human-kidney, antibody was diluted at 1:200



Immunohistochemical analysis of paraffin-embedded human-brain, antibody was diluted at 1:200